



29th European Symposium
on Urogenital Radiology

ESUR²⁰₂₃

European Society of Urogenital Radiology

Symposium Organiser
Prof. Valeria Panebianco

Rome, Italy

September 21–24, 2023

Auditorium della Tecnica



Welcome to ESUR 2023



I am certain the Congress will turn out to be a memorable event.

Not only because of the scientific and professional knowledge provided by the outstanding international panel of experts, but also thanks to the extraordinary opportunity to visit one of the oldest and most beautiful cities in the world.

Hope to have you on board and see you in Rome!

Symposium Organizer

Prof. Valeria Panebianco

Professor of Radiology at Department
of Radiological Sciences, Oncology & Pathology
Sapienza University of Rome,
Rome (Italy)
(Head of the Dept. Prof. Carlo Catalano)

Endorsement



Società Italiana di
Radiologia Medica
e Interventistica

siu Società Italiana
di Urologia
dal 1908

Local Committee (IT)

Valeria Panebianco

Michele Bertolotto

Giorgio Ascenti

Carlo Catalano

Rossano Girometti

Riccardo Manfredi

Lucia Manganaro

Piergiorgio Nardis

Martina Pecoraro

Scientific Committee

Jelle Barentsz (NL)

Giorgio Brembilla (IT)

Olivier Clement (FR)

Stephanie Nougaret (FR)

Milagros Otero-Garcia (ES)

Anwar Padhani (UK)

Refky Nicola (USA)

Evis Sala (IT)

Mustafa Secil (TR)

Athina Tsili (EL)

Alberto Vargas (USA)

Geert Villeirs (BE)

Faculty members



Clare Allen

Consultant Radiologist at University College London, London, UK

Jelle Barentsz

Professor of Radiology
Chairman Prostate MRI-Reference Center
RadboudUMC, Nijmegen, The Netherlands

Marie France Bellin

Head of the Department of Radiology at Service de Radiologie Adultes, Hôpital de Bicêtre.
Professor of Radiology at Paris-Saclay University, France

Michele Bertolotto

Department of Radiology, University of Trieste, Italy

Ivana Blazic

MRI section head in Clinical Hospital Centre Zemun, Belgrade, Serbia

Alberto Bossi

Head of the Urology and Prostate Brachytherapy Unit at the Gustave Roussy Cancer Institute in Villejuif, France

Paolo Brambilla

Diagnostic Radiology, Papa Giovanni XXIII Hospital
Bergamo, Italy

Giorgio Brembilla

Department of Radiology, San Raffaele University Hospital,
Milan, Italy



Erik Briers

Expert Patient Advocate
Member ESR-PAG
Vice-Chair European Prostate Cancer Coalition (Europa Uomo)

Alberto Briganti

Associate Professor of Urology at Vita-Salute University San Raffaele, Milan, Italy

Tom Brismar

Professor of Radiology Karolinska University Hospital, Stockholm, Sweden

Laura Bunesh

Villalba Imaging Diagnosis Center, Hospital Clinic, University of Barcelona, Barcelona, Spain.

Vlad Bura

Department of Radiology, County Clinical Emergency Hospital, Cluj-Napoca, Romania

Giovanni Cacciamani

Assistant Professor in Research Urology Institute of Urology, Keck School of Medicine University of Southern California (USC)
Los Angeles, CA, USA

Iztok Caglic

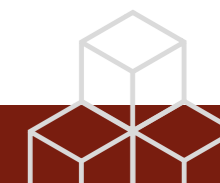
Department of Radiology, Cambridge University Hospitals NHS Foundation Trust, Cambridge, UK

Vito Cantisani

Department of Radiological Sciences Sapienza University, Rome Italy

Silvia Carabelli

President Committee
"Vulvodinia e neuropatia del pudendo"



Faculty members



Sofia Carmelo

Consultant Radiologist presso Policlinico Universitario Gaetano Martino, Messina, Italy

Damiano Caruso

Department of Radiology Azienda Ospedaliero Universitaria Sant'Andrea, Rome, Italy

Carlo Catalano

Head of Department of Radiological Sciences, Oncology & Pathology Sapienza University of Rome, Rome, Italy

Nicoletta Cerana

President Association Acto Italia ETS

Olivier Clement

Professor of Radiology, Hôpital Européen Georges Pompidou, University Paris Descartes, Paris, France

Teresa Margarida Cunha

Consultant Radiologist at Department of Radiology of the Portuguese Institute of Oncology, Lisbon

Lledo Cabedo

Department of Radiodiagnosis, Hospital Clinic, Barcelona, Spain

Renato Cuocolo

Radiologist and Associate Professor at the University of Salerno.

Matthew Davenport

Professor of Radiology and Professor of Urology, and Service Chief and Vice Chair in the Department of Radiology at University of Michigan Medical Center, Michigan, USA



Francesco De Cobelli

Head of the Department of Radiology at the Ospedale San Raffaele Clinical Research Institute, Milan, Italy

Pierre De Marini

Department of Interventional Radiology, University Hospital of Strasbourg

Maarten De Rooij

Radiologist/Researcher, Department of Medical Imaging, Radboud university medical center, Nijmegen, The Netherlands

Francesco Del Giudice

Department of Maternal-Infant and Urologic Sciences Sapienza University of Rome Policlinico Umberto I Hospital Rome, Italy

Lorenzo Derchi

Professor of Radiology, University of Genova, Italy

Vikram Dogra

Professor of Radiology, Urology, and Biomedical Engineering, University of Rochester Medical Center Rochester, USA

Miriam Dolciemi

Unit of Emergency Radiology, Department of Radiological, Oncological and Pathological Sciences, Policlinico Umberto I, Sapienza University of Rome, Rome, Italy

David Eldred-Evans

Imperial Prostate, Division of Surgery, Department of Surgery and Cancer, Faculty of Medicine, Imperial College London, London, UK



Faculty members



Stefano Fanti

Full Professor of Diagnostic Imaging and Director of Nuclear Medicine Division and of PET Unit at the S.Orsola Policlinic Hospital

Rania Farouk El Sayed

Professor of Radiology

Head of "Cairo University Pelvic Floor Imaging Unit and Research Lab " Department of Radiology, Cairo University Teaching Hospitals Cairo, Egypt

Jurgen Futterer

Professor & Interventional-Radiologist at Radboudumc and full professor at the Robotics and Mechatronics group, University of Twente, The Netherlands

Giorgio Gandaglia

Urologist at the Department of Urology, San Raffaele Hospital, Milan, Italy

Remy Geenen

Department of Radiology, Noordwest Ziekenhuisgroep, Amsterdam, The Netherlands

Gianluca Giannarini

Urology Unit, Santa Maria della Misericordia University Hospital, Udine, Italy

Francesco Giganti

Associate Professor of Radiology and Honorary Consultant Radiologist at University College London, UK

Andrea Giovagnoni

Full Professor of Radiology, Polytechnic University of Marche and Director of the Department of Radiological Sciences, Az. Ospedali Riuniti, Ancona



Rossano Girometti

Associate Professor of Radiology at University of Udine, Italy

Nicolas Grenier

Professor of radiology and head of urogenital and vascular radiology at Pellegrin University Hospital, Bordeaux, France

Bernd Hamm

Professor of Clinical Radiology and Head of Radiology Dept. Charité University Hospital, Humboldt University of Berlin and Freie University of Berlin, Germany

Massimo Imbriaco

Associate Professor of Radiology, the Department of Advanced Biomedical Sciences of the University Federico II of Naples, Italy.

Ashish Khandelwal

Associate Professor of Radiology, Mayo Clinic, Rochester, Minnesota, USA

Andrea Laghi

Chairman of Radiology Unit – Sant'Andrea University Hospital, Rome, Italy

Alexandra Ljimini

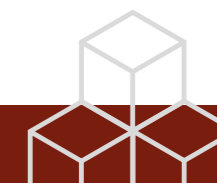
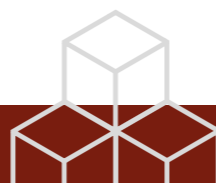
Department of Diagnostic and Interventional Radiology, Medical Faculty, Heinrich Heine University Düsseldorf, Düsseldorf, Germany.

Vibeke Logager

Consultant Radiologist, Radiological department at Herlev Hospital. Herlev, Denmark

Riccardo Manfredi

Director of General Diagnostic and Interventional Radiology, Policlinico A. Gemelli, Rome, Italy



Faculty members



Lucia Manganaro

Radiologist Female Pelvic Imaging at the Department of Radiological, Oncological and Pathological Sciences Policlinico Umberto I Sapienza University of Rome

Gabriele Masselli

Radiology Department, Umberto I Hospital Sapienza University, Rome, Italy

Yves Menu

Professor of radiology and chairman of the department of radiology at Saint Antoine Hospital, Pierre & Marie Curie University, Paris, France.

Emanuele Messina

Department of Radiological Sciences, Oncology and Pathology, Sapienza University of Rome, Italy

Valdair Francisco Muglia

Radiology Division, School of Medicine of Ribeirao Preto, University of Sao Paulo, Sao Paulo, Brazil

Piergiorgio Nardis

Department of Radiological Sciences, Oncology and Pathology, Sapienza University of Rome, Italy

Patrick Navin

Diagnostic radiologist, specializing in abdominal imaging and nuclear medicine Mayo Clinic, Rochester, USA

Refky Nicola

Associate Professor of Radiology at SUNY-Upstate Medical University, Syracuse, NY, USA



Olivera Nikolic

Full Professor, Expert in Genitourinary Radiology, Head of MRI, Clinical Center of Vojvodina, Serbia

Stephanie Nougaret

Department of Radiology, Institut du Cancer de Montpellier, France

Milagros Otero-Garcia

Head of the abdominal and GU section at Radiology department. Hospital Universitario de Vigo, Spain

Anwar Padhani

Oncological radiologist at Mount Vernon Cancer Centre, London, UK.

Valeria Panebianco

Associate Professor of Radiology, Sapienza - University of Rome
Responsible, Advanced MR & CT Imaging Division & Coordinator, Prostate Unit
Policlinico Umberto I/Sapienza University Hospital of Rome (IT), Italy

Camilla Panico

Radiologist at Fondazione Policlinico Gemelli IRCCS Rome, Italy.

Martina Pecoraro

Department of Radiological Sciences, Oncology and Pathology, Sapienza University of Rome, Italy

Tobias Penzkofer

Department of Radiology, Charité Universitätsmedizin, Berlin, Germany



Faculty members



Andrea Ponsiglione

Postdoctoral Research Fellow at the Department of Advanced Biomedical Sciences, University of Naples Federico II, Italy.

Philippe Puech

Head of departments of genitourinary and women imaging, University Hospital of Lille, France.

Andrei Purysko

Abdominal Imaging Section & Nuclear Radiology Department, Cleveland Clinic, Cleveland, USA

Carlo Quattrocchi

Head of Diagnostic Imaging and Interventional Radiology at Fondazione Policlinico, Università Campus Bio-Medico, Rome, Italy

Erick Remer

Professor of Radiology in the Section of Abdominal Imaging and Director of Abdominal Imaging Research in the Imaging Institute at the Cleveland Clinic, Cleveland, USA

Raphael Renard-Penna

Department of Radiology, Hôpital Pitié-Salpêtrière, Paris, France

Jonathan Richenberg

Department of Radiology, Nuffield Health Brighton Hospital, Brighton, UK

Laurence Rocher

Chief Department of Radiology, AP-HP, Assistance Publique - Hôpitaux de Paris, France



Andrea Rockall

Clinical Chair of Radiology, Imperial College London and Hon Consultant Radiologist at Imperial College Healthcare NHS Trust and at The Royal Marsden Hospital, London, UK

Giles Roditi

Consultant cardiovascular Radiologist in NHS Greater Glasgow & Clyde and Honorary Clinical Associate Professor of Radiology, University of Glasgow, UK

Olivier Rouviere

Head of the Department of Imaging of the Edouard Herriot Hospital, Lyon, France

Luca Russo

Department of Radiology, Fondazione Policlinico Universitario A. Gemelli IRCCS, Rome, Italy

Evis Sala

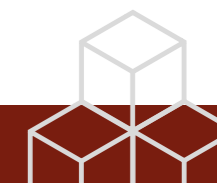
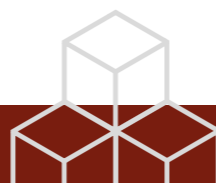
Professor of Radiology, Università Cattolica del Sacro Cuore and Director, Advanced Radiodiagnostics Centre, Fondazione Policlinico Universitario Agostino Gemelli IRCCS, Rome, Italy

Francesco Sanguedolce

Consultant Urological Surgeon with special interest in Prostate Cancer at Fundació Puigvert, Barcelona - Spain

Daniele Santini

Full Professor Medical Oncology
Direttore UOC Oncologia A
Policlinico Umberto 1, Roma
La Sapienza Università di Roma



Faculty members



Marc Sapoval

Head of Interventional Vascular and Oncology Radiology at APHP Université Paris Descartes, Paris, France

Alessandro Sciarra

Professor of Urology Sapienza University of Rome Policlinico Umberto I Hospital Rome, Italy

Mustafa Secil

Professor of Radiology - Dokuz Eylul University, Izmir, Turkey

Ivo Shoots

Assistant Professor and Principal Investigator of Abdominal Imaging, Department Radiology & Nuclear Medicine, Erasmus University Medical Center, Rotterdam, The Netherlands

Giuseppe Simone

Chief of Urology at Regina Elena National Cancer Institute, Rome, Italy

Arnaldo Stanzione

Postdoc Research University of Naples Federico II

Matteo Stefanini

Director Department of Diagnostic Imaging and Interventional Radiology Policlinico Casilino Rome, Italy

Haoran Sun

Dept of Radiology, Tianjin Medical University Hospital, Tianjin, CHINA



Luca Tagliaferri

Head of the Interventional Radiotherapy Unit at the Gemelli-ART (Advanced Radiation Therapy) at Policlinico Universitario Agostino Gemelli-IRCCS, Rome, Italy

Harriet Thoeny

Chairperson of the Radiology Departments of Fribourg Hospitals and full Professor at the University of Fribourg, Switzerland.

Isabelle Thomassin-Naggara

Head of the Medical Imaging Department, Assistance Publique des hôpitaux de Paris (APHP), Paris, France

Federica Tomao

Department of Radiological Sciences, Oncology and Pathology, Sapienza University of Rome, Italy

Athina Tsili

Assistant Professor at the Department of Clinical Radiology of Medical School at the University of Ioannina, Greece

Birte Valentin

Department of Diagnostic and Interventional Radiology, University Hospital Düsseldorf, Dusseldorf, Germany

Aart J. van der Molen

Abdominal Radiologist at Leiden University Medical Center, Leiden, The Netherlands



Faculty members



Hein van Poppel

Department of Urology at the University Hospital Gasthuisberg, Katholieke Universiteit (KU) Leuven, Belgium

Alberto Vargas

Chief, Body Imaging Service Memorial Sloan Kettering Cancer Center, New York, USA

José Joaquim Venancio

Chairman Department of Radiology IPO Lisboa, Lisbon, Portugal

Kai Vilanova

Associate Professor of the Faculty of Medicine at the University of Girona and Director of the Magnetic Resonance Institute at Girona Clinic, Spain

Geert Villeirs

Professor of Genitourinary Radiology and Chairman of the Department of Radiology and Nuclear Medicine at the Ghent University Hospital, Ghent, Belgium.

J. Alfred Witjes

Professor of Urology, Radboud University Medical Center, Nijmegen, The Netherlands

Sungmin Woo

Assistant Attending Radiologist, Memorial Sloan Kettering Cancer Center, New York, NY, USA

Patrik Zamecnik

Department of Imaging in Radboudumc, Nijmegen, The Netherlands

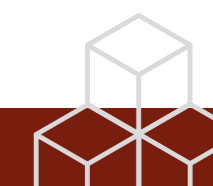



Jeries Zawaideh

Department of Radiology, San Martino Hospital, Genoa

Errico Zupi

Full Professor in the Department of Obstetrics and Gynecology at the University of Siena



CONGRESS VENUE

Auditorium della Tecnica



There is a place in Eur, the well-known Roman business district, where space and technology give concrete form to ideas, transforming them into unforgettable experiences: it is the Auditorium della Tecnica, the Congress Center owned by Confindustria Servizi Spa.

Although it presents itself to our eyes as one of the congress centers of the Italian avant-garde, it has a long history that officially begins on May 30th, 1974, the day of the inauguration, during the Confindustria General Assembly when Giovanni Agnelli was elected President.

At the Auditorium della Tecnica, space also plays a fundamental role: the refined creation of the Architect Pier Luigi Spadolini, in fact, fits perfectly inside the building designed by the Architect Edoardo Monaco, and for this reason it has won the title of “architecture in architecture”.

As soon as you cross the entrance you will encounter a combination of innovation and contemporary structures, technological equipment, and artistic, as well as functional lines; everything was further enhanced during the restyling that the Congress Center undertook between 2015 and 2016. From there and for over forty years, the building has played a key role in the conference scene, for both national and international events



REGISTRATION

Registrations will be confirmed once the payment is credited to the official account and the Organizing Secretariat confirms it by email with the corresponding invoice.

Registration fee includes:

- Coffees and lunches
- Access to all the onsite sessions
- Congress documentation
- Attendance certificate
- CME certificate

VAT will be applied in the registration process

PAYMENT METHODS:

Credit card (Visa or Mastercard)
Bank transfer

All payments have to be made in EURO (€)

CANCELLATIONS:

Cancellations sent by email and reception confirmed before July, 15th 2023, 80% of the fee will be reimbursed

After that, there is no option to modify or cancel any registration.

Member

Until 15/05/2023: € 495,00

Registration Deadlines

- 15/05/23 €495,00 Early Bird Fee
- 15/07/23 €525,00 Mid Fee
- 15/09/23 €555,00 Late Fee

Non Member

Until 15/05/2023: € 585,00

Registration Deadlines

- 15/05/23 €585,00 Early Bird Fee
- 15/07/23 €635,00 Mid Fee
- 15/09/23 €700,00 Late Fee

Member Junior

Until 15/05/2023: €235,00

Registration Deadlines

- 15/05/23 €235,00 Early Bird Fee
- 15/07/23 €315,00 Mid Fee
- 15/09/23 €345,00 Late Fee

Non Member Jr

Until 15/05/2023: € 315,00

Registration Deadlines

- 15/05/23 €315,00 Early Bird Fee
- 15/07/23 €345,00 Mid Fee
- 15/09/23 €375,00 Late Fee

Radiographer

Until 15/05/2023: € 235,00

Registration Deadlines

- 15/05/23 €315,00 Early Bird Fee
- 15/07/23 €345,00 Mid Fee
- 15/09/23 €375,00 Late Fee

Students

Until 15/05/2023: € 150,00

Registration Deadlines

- 15/05/23 €150,00 Early Bird Fee
- 15/07/23 €200,00 Mid Fee
- 15/09/23 €250,00 Late Fee

ESUR Faculty Member

€ 250,00

ABSTRACT



ESUR has reserved a space during the symposium for scientific presentations.

The abstracts will be evaluated by the Organising and Scientific Committee of the Symposium.

IMPORTANT DATES

- **Deadline for abstract submission: June 25th, 2023**
- **Notification of acceptance: July 20th, 2023**
- **Registration of one of the Authors: August 5th, 2023**
- **Deadline for accepted electronic poster submission: September 4th, 2023**

Information for the submission of abstracts to the 29th European Symposium on Urogenital Radiology:

The abstract can be presented as oral presentation or electronic posters (scientific or educational). Scientific Posters can be submitted for scientific studies. Educational posters can be submitted for educational purposes.

The format will be the following:

- Oral Presentation Format: Purpose, Materials and Methods, Results, Conclusion.
- Scientific Electronic Poster Format: Purpose, Materials and Methods, Results, Conclusion.
- Educational Electronic Poster Format: Teaching Objectives, Review of the Topic and Conclusion.

The abstract file must not include Authors Name and Affiliation. The appearance of this information may lead to the rejection of the abstract.

The abstract must have a maximum of 300 words, tables and images are optional. The Abstracts will be evaluated anonymously. After evaluation by the Organising and Scientific Committee of the Congress, authors will be notified of the acceptance or rejection of the abstract, as well as the final presentation format, within July 20th, 2023.

At least one of the authors must be registered for the 29th ESUR Symposium before August 5th, 2023. Otherwise, the paper will not be accepted. The author giving the presentation must be registered for the Symposium.

Once notification of acceptance has been received, authors will have until September 4th, 2023 to submit the electronic poster. At this point, the text can be updated, and the corresponding images and tables can be added.

Awards

The best poster and best two oral presentations will be awarded an ESUR prize certificate and a complimentary registration for the ESUR symposium 2024

Sala dell' Architettura

9.00 EDiUR Examination

9.00-13.00

13.00

Auditorium

14.00 Welcome Address

14.00-14.05 Michele Bertolotto - Valeria Panebianco

14.05 14.05-14.35 Moderator: Michele Bertolotto
Honorary Lecture on The role of the Radiologist in the changing world of healthcare
Speaker: Carlo Catalano (IT) - ESR President

14.35 14.35-15.30 **Members' and Junior Scientific Paper Session**
Milagros Otero-Garcia - Michele Bertolotto

15.30 15.30-16.00 Moderator: Valeria Panebianco
Honorary Lecture on '50 years of Uroradiology: Past, Present and Future
Speaker: Jelle Barentsz (NL)

16.00 Coffee Break

16.30 16.30-18.15 **Scientific Paper Session**

18.15 18.15-18.45 **General Assembly**

20.30 **Members' Dinner (prior registration needed)**



PROGRAM

22nd september 2023

	Auditorium	Sala G/H	Sala B/C
8.30	Interpretation and clinical role of -RADS Moderators: Valeria Panebianco (IT) - Alberto Vargas (USA)	Uterine benign diseases Moderators: Lucia Manganaro (IT) - Rania Farouk El Sayed (EG)	15.00 How to interpret PI-RADS I - Basic 15.00-16.00 Maarten De Rooij + Vlad Bura
8.30-8.50	PI-RADS Philippe Puech (FR)	8.30-8.50 Adenomyosis and differentials Laura Buñesch Villalba (ES)	16.00 How to interpret PI-RADS I - Basic 16.00-17.00 Vibeke Logager + Arnaldo Stanzione
8.50-9.10	O-RADS Andrea Rockall (UK)	8.50-9.10 Uterine Leiomyomas: what to report and why Milagros Otero (ES)	17.00 How to interpret PI-RADS II - Advanced 17.00-18.00 Patrik Zamecnik + Iztok Caglic
9.10-9.30	VI-RADS Valdair Francisco Muglia (BR)	9.10-9.30 Leiomyoma or sarcoma? Still a challenge Stephanie Nougaret (FR)	
9.30-9.50	KI-RADS Matthew Davenport (USA)	9.30-9.50 The myometrium: "Cut your own throat" Teresa Margarida Cunha (PT)	
9.50-10.00	Q/A	9.50-10.00 Q/A	
10.00	Coffee Break	Coffee Break	
10.30	How to use GLs in clinical practice: Prostate Cancer Moderators: Jelle Barentsz (NL) - Hein Van Poppel (BE)	How to use GLs in clinical practice: Vulvar & Cervical Cancer Moderators: Athina Tsili (GR) - Evis Sala (IT)	Sala E/F
10.30-10.40	Case presentation on PCa primary diagnosis Giorgio Brembilla (IT)	10.30-10.40 Case presentation on Vulvar and Cervical cancer Luca Russo (IT)	15.00 How to interpret O-RADS I 15.00-16.00 Alberto Vargas + Lledò Cabedo
10.40-11.00	The new algorithm for early detection Hein van Poppel (BE)	10.40-11.00 Radiologist Perspective Olivera Nikolic (RS)	16.00 How to interpret O-RADS II 16.00-17.00 Isabelle Thomassin-Naggara + Camilla Panico
11.00-11.20	MRI Pathway Ivo Shoots (NL)	11.00-11.20 Radiation Oncologist Perspective Luca Tagliaferri (IT)	17.00 How to interpret PI-RADS II - Advanced 17.00-18.00 Raphael Renard-Penna + Andrea Ponsiglione
11.20-11.35	PSMA in high risk population Stefano Fanti (IT)	11.20-11.35 Gynecologic Oncologist Perspective Federica Tomao (IT)	
11.35-11.50	Patient's association Perspective Erik Briers - Europa Uomo (BE)	11.35-11.50 Patient's association Perspective Nicoletta Cerana (IT)	
11.50-12.00	Q/A	11.50-12.00 Q/A	
12.00	QUIZ SESSION from ESUR JN		
12.00-13.00	Refky Nicola (US) - Jeries Zawaideh (IT)		
13.00	Lunch	Lunch	
14.30	Are we ready for prostate cancer screening? Moderators: Anwar Padhani (UK) - Bernd Hamm (DE)	Testicular diseases Moderators: Michele Bertolotto (IT) - Ivana Blazic (RS)	
14.30-14.50	European Commission position Hein van Poppel (BE)	14.30-14.50 Inflammatory conditions Vikram Dogra (USA)	
14.50-15.10	Biomarkers for screening Alessandro Sciarra (IT)	14.50-15.10 Scrotal trauma Laurence Rocher (FR)	
15.10-15.30	MRI Pathway: Requirements & Challenges Anwar Padhani (UK)	15.10-15.30 Testicular masses Jonathan Richenberg (UK)	
15.30-15.50	Clinical trials to prove the utility of MRI in this setting David Eldred-Evans (UK)	15.30-15.50 Challenging cases Mustafa Secil (TR)	
15.50-16.00	Q/A	15.50-16.00 Q/A	
16.00	Coffee Break / Scientific Sessions (Posters)	Coffee Break	
16.30	ESUR meets ESUI Moderators: Francesco Sanguedolce (ES) - Geert Villeirs (BE)	Contrast Media Safety Committee Moderators: Carlo Quattrocchi (IT)- Giles Roditi (UK)	
16.30-16.50	Present and future of UTUC management Radiologist perspective Rossano Girometti (IT)	16.30-16.45 Myasthenia gravis and Contrast media Remy Geenen (NL)	
16.50-17.10	Urologist perspective Francesco Sanguedolce (ES)	16.45-17.00 Water-Based and Oil-Based Contrast Media for Hysterosalpingography (HSG): Fertility and Safety Outcomes Tom Brismar (SW)	
17.10-17.30	The Best Biopsy strategy according to clinical settings Radiologist perspective Jelle Barentsz (NL)	17.00-17.20 Waiting Times Between Examinations With Intravascularly Administered Contrast Media A J van der Molen (NL)	
17.30-17.50	Urologist perspective Gianluca Giannarini (IT)	17.20-17.40 Analytical Interference of Contrast Agents on Clinical Laboratory Tests A J van der Molen (NL)	
17.50-18.00	Q/A	17.40-18.00 Hypersensitivity to contrast media Olivier Clement (FR)	
		18.00-18.30 Q/A	



PROGRAM

23rd september 2023

	Auditorium	Sala G/H	Sala B/C
8.30	Multidisciplinary panel discussion on Bladder Cancer Moderators: Valdair Francisco Muglia (BR) - Giuseppe Simone (IT) 8.30-8.40 <i>Case presentation</i> Martina Pecoraro (IT) 8.40-9.00 <i>How to use guidelines in clinical practice</i> J. Alfred Witjes (NL) 9.00-9.25 <i>Conventional Imaging Strategy (US-CTU)</i> Alberto Vargas (USA) 9.25-9.50 <i>MRI Pathway</i> Valeria Panebianco (IT) 9.50-10.00 <i>Q/A</i>	ESUR meets ESGAR - ESUR JN meets ESGAR JN Moderators: Bernd Hamm (DE) - Jaap Stoker (NL) Technological innovations in: 8.30-8.55 <i>Genitourinary imaging</i> - Tobias Penzkofer (DE) 8.55-9.20 <i>Gastrointestinal imaging</i> - Jaap Stoker (NL) New applications of radiomics in: 9.20-9.35 <i>Gastrointestinal imaging</i> - Damiano Caruso (IT) 9.35-9.50 <i>Genitourinary imaging</i> - Vlad Bura (AL) 9.50-10.00 <i>Discussion</i>	15.00 How to interpret PI-QUAL I 15.00-16.00 Francesco Giganti + Andrei Purysko 16.00 How to interpret PI-QUAL II 16.00-17.00 Andrei Purysko + Francesco Giganti
10.00	Coffee Break	Coffee Break	
10.30	How to use GLs in clinical practice: Recurrent Prostate Cancer Moderators: Jonathan Richenberg (UK) - Daniele Santini (IT) 10.30-10.40 <i>Case presentation on treated prostate</i> - Andrei Purysko (USA) 10.40-10.55 <i>Urologist Perspective</i> - Alberto Briganti (IT) 10.55-11.15 <i>Radiologist Perspective</i> - Geert Villeirs (BE) 11.15-11.35 <i>Nuclear Medicine Physician Perspective</i> - Stefano Fanti (IT) 11.35-11.50 <i>Radiation Oncologist Perspective</i> - Alberto Bossi (FR) 11.50-12.00 <i>Q/A</i>	How to use GLs in clinical practice - Endometriosis Moderators: Stephanie Nougaret (FR) - Riccardo Manfredi (IT) 10.30-10.40 <i>Case presentation on Endometriosis</i> - Miriam Dolciemi (IT) 10.40-10.55 <i>State of the art on MRI in endometriosis</i> - Lucia Manganaro (IT) 10.55-11.15 <i>The need of new imaging guidelines</i> - Isabelle Thomassin-Naggare (FR) 11.15-11.35 <i>Gynecologist Perspective aiming fertility sparing</i> - Errico Zupi (IT) 11.35-11.50 <i>Patient's association Perspective</i> - Silvia Carabelli (IT) 11.50-12.00 <i>Q/A</i>	Sala E/F 15.00 How to interpret VI-RADS I 15.00-16.00 Sungmin Woo + Emanuele Messina 16.00 How to interpret VI-RADS II 16.00-17.00 Rossano Girometti + Martina Pecoraro
12.00	Scientific Presentations 12.00-13.00 Moderators: Massimo Imbriaco (IT) - Vibeke Logager (DK)		
13.00	Lunch	Lunch	
14.30	Imaging in Kidney disease Moderators: Alexandra Ljmani (DE) - Refky Nicola (USA) 14.30-14.50 <i>The role of CEUS for renal cyst classification</i> Vito Cantisani (IT) 14.50-15.10 <i>Role of multiparametric MRI in evaluation of renal masses</i> Nicolas Grenier (FR) 15.10-15.30 <i>Imaging in ADPKD: total kidney volume and beyond</i> Paolo Brambilla (IT) 15.30-15.50 <i>Clinical application of functional MRI for imaging renal diseases: Where do we stand?</i> Birte Valentin (DE) 15.50-16.00 <i>Q/A</i>	Fetal & Pediatrics Moderators: Gabriele Masselli (IT) - Jose Venancio (PT) 14.30-14.50 <i>Fetal MRI - technique, indications, structured reporting</i> Carmelo Sofia (IT) 14.50-15.10 <i>Incontinence after pregnancy</i> Rania Farouk El Sayed (EG) 15.10-15.30 <i>Imaging of pediatric urinary neoplasms</i> Ashish Khandelwal (USA) 15.30-15.50 <i>Approach to adrenal masses in children</i> Patrick Navin (USA) 15.50-16.00 <i>Q/A</i>	
16.00	Coffee Break	Coffee Break	
16.30	ESUR meets SAR and ASAR Moderators: Milagros Otero-Garcia (ES) - Sungmin Woo (USA) 16.30-17.00 <i>Revisiting the adrenal nodule: What is new in adrenal imaging</i> Erick Remer (USA) 17.00-17.30 <i>The preclinical study of functional renal MRI</i> Haoran Sun (CH)	Interventional session I Moderators: Piergiorgio Nardis (IT) - Clare Allen (UK) 16.30-16.45 <i>Prostate Biopsy</i> Kai Vilanova (ES) 16.45-17.00 <i>New generation focal therapies for prostate cancer</i> Jurgen Futterer (NL) 17.00-17.15 <i>Prostate Embolization</i> Marc Sapoval (FR) 17.15-17.30 <i>Q/A</i>	
17.30	ESUR JN meets EAU Young Moderators: Francesco De Cobelli (IT) - Gianluca Giannarini (IT) 17.30-17.45 <i>The role of imaging in Active Surveillance: patient selection and follow up</i> Giorgio Gandaglia (IT) 17.45-18.00 <i>MRI and active surveillance: let's be PRECISE</i> Francesco Giganti (UK) 18.00-18.15 <i>Spectrum of MIBC response to systemic therapy</i> Francesco Del Giudice (IT) 18.15-18.30 <i>Unmasking residual disease on MRI using NacVI-RADS</i> Martina Pecoraro (IT)	Interventional session II Moderators: Clare Allen (UK) - Jurgen Futterer (NL) 17.30-17.45 <i>MRI-guided renal biopsy</i> Pierre de Marini (FR) 17.45-18.00 <i>Interventional pre-operative setting in renal masses</i> Piergiorgio Nardis (IT) 18.00-18.15 <i>Renal MRI-guided loco-regional treatment</i> Matteo Stefanini (IT) 18.15-18.30 <i>Q/A</i>	

Auditorium

8.30	AI in GU imaging
	Moderators: Lorenzo Derchi (IT) - Maarten De Rooij (NL)
8.30-8.50	<i>Radiomics in GU: where do we cross the line?</i> Renato Cuocolo (IT)
8.50-9.10	<i>AI innovation in kidney cancer management</i> Giovanni Cacciamani (USA)
9.10-9.30	<i>AI application in female pelvic oncology</i> Evis Sala (IT)
9.30-9.50	<i>Prostate AI - what to think about before you buy</i> Anwar Padhani (UK)
9.50-10.00	Q/A
10.00	SIRM Lecture
	Moderator: Michele Bertolotto (IT)
10.00-10.20	<i>SIRM: the next generation</i> Andrea Giovagnoni (IT)
10.20	Coffee Break
11.00	Scientific Paper Session
11.00-12.15	Moderators: Marie-France Bellin (FR)- Benedetta Gui (IT)
12.15	European Radiology Award: Most cited papers
12.15-12.35	Moderator: Rossano Girometti (IT) Speaker: Yves Menu (FR)
12.35	Awards Ceremony (Honorary, Scientific)
12.35-12.55	Moderators: Valeria Panebianco (IT) - Michele Bertolotto (IT)
12.55	Closing remarks
12.55-13.00	Moderators: Valeria Panebianco (IT) - Jose Venancio (PT)
13.00	13:00-13:15 ECM Test (For Italian Delegates only)

ITALIAN ECM ACCREDITATION

Esur 2023 has been accredited by the Italian Ministry of Health.

The Italian Ministry of Health assigned **n. 14 Ecm credits** (2-linee guida-protocolli-procedure).

The congress has been accredited for the following specialties:
radiologists, urologists, gynecologists, oncologists, nuclear physicians, and radiation oncologists

In order to receive Italian credits participants must attend 90% of the event and pass the final test.

GENERAL INFORMATION

Dates:	September 21st-24th , 2023
Congress Venue:	Auditorium della Tecnica Conference Centre Viale Umberto Tupini, 65, Roma RM
Official Language:	English
Sponsorship & Exhibition Manager:	Ms. Raffaella Greco Tel +39.0652247328 Fax +39.065205625 raffaella.greco@fedracongressi.com www.fedracongressi.com
Meeting Planner:	Fedra Congressi Viale dei SS. Pietro e Paolo, 21 00144 Rome, Italy Tel +39.0652247328 Provider ECM 3376 www.fedracongressi.com info@fedracongressi.com
Congress Website:	www.esur2023.com



With the unconditional support of

GOLD SPONSOR

FUJIFILM

